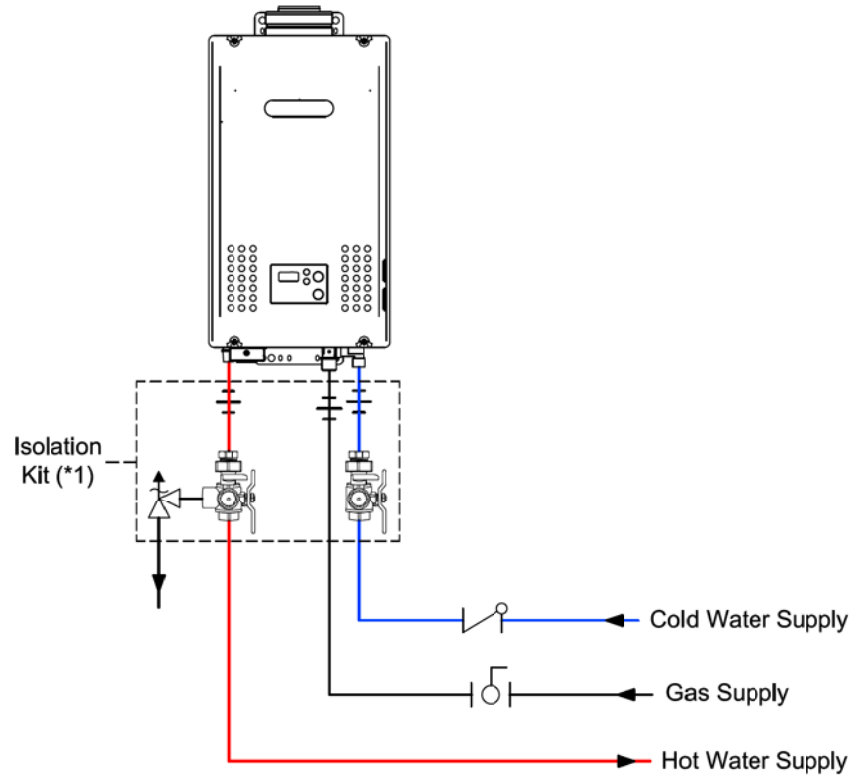


REVISIONS

REV.	DESCRIPTION	DATE	APPRVD.

Notes:

1. Noritz recommends the use of Isolation Kit (IK-WV-7) with installation. Connections are available in Threaded or Sweat. These kits include an integrated shut-off and service valve with unions and a pressure relief valve.



11160 Grace Avenue  
Fountain Valley, California 92708  
866-7NORITZ (866-766-7489)  
www.noritz.com

MODEL:

NR83 Series

APPLICATION:

Domestic Hot Water

DRAWING NUMBER:









(1a1)NR83

DRAWING DATE:

August 27, 2010

**Noritz Accessories**

Note: *This diagram is for reference only. Installation must comply with State and Local Code, all gas and water pipe must be sized correctly to specific length, according to accepted engineering methods or the UPC Code for Noritz Water Heaters to operate correctly.*

	Shut-off Ball Valve		Aquastat (Honeywell Model #L6006A or L6006C)
	Check Valve (optional)		Pump
	Union		Mixing Valve
	Pressure Relief Valve (Watts 3L, Zurn P1000A, Cash Acme FWL-2)		Thermal Expansion Tank